

# **COVID-19 and Vaccination: Johnson County Update**

**June 9, 2022**

**Sanmi Areola, PhD**  
**Director, Department of Health and Environment**

## Current Key Community Metric Levels

### Incidence Rate

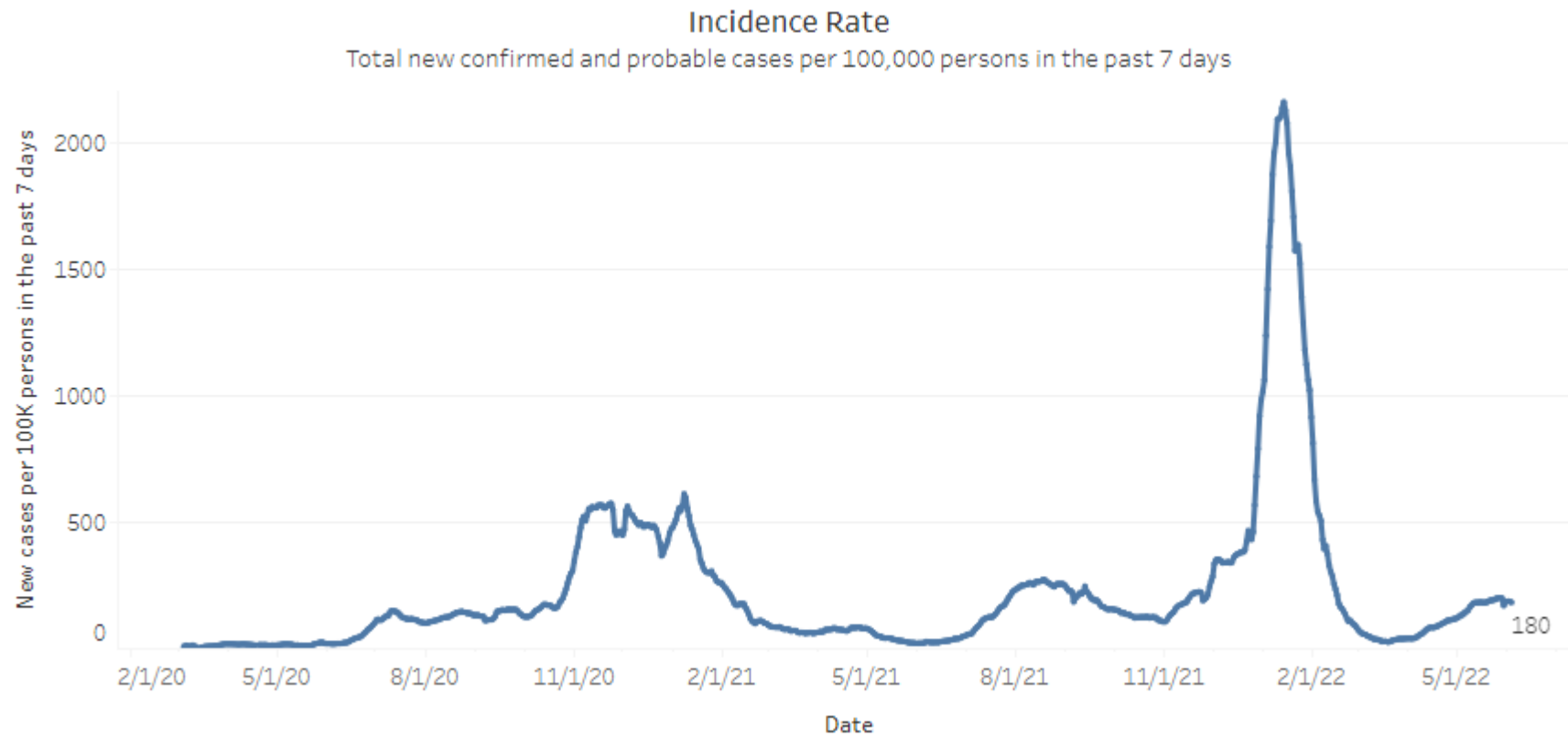
**180**

New cases per 100,000 persons in the past 7 days

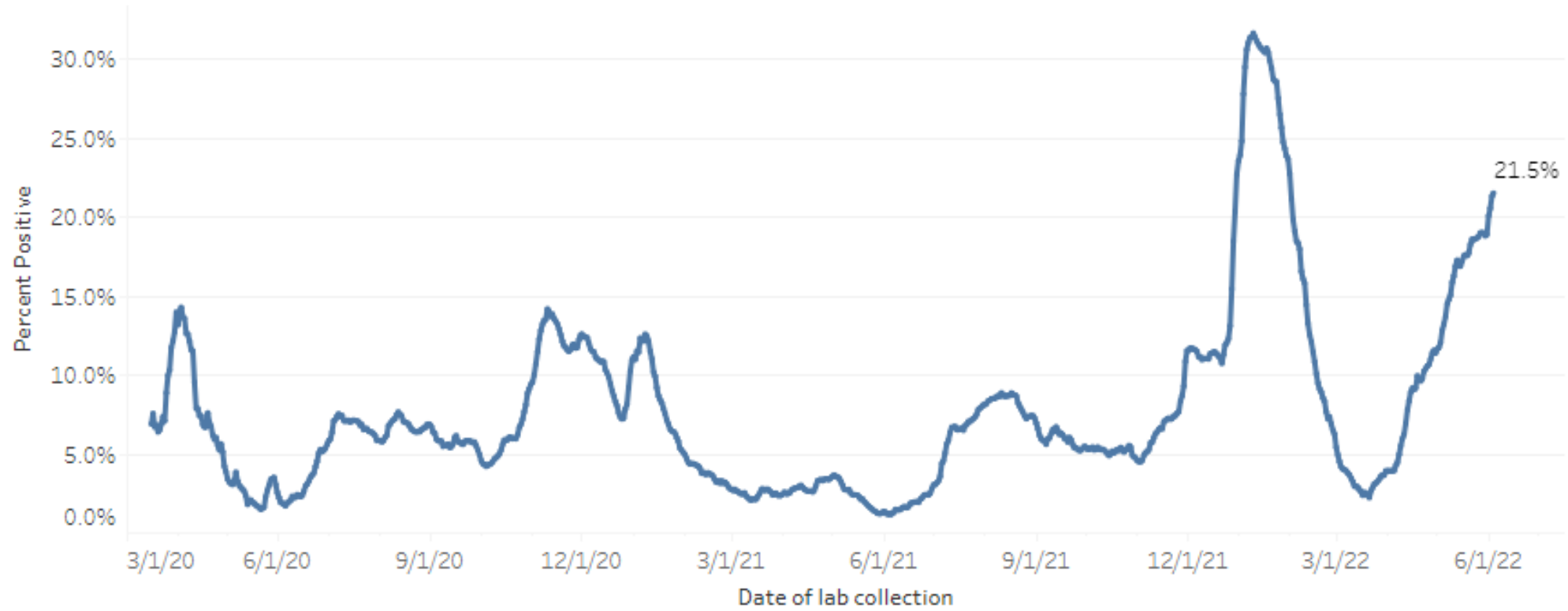
### Percent Positivity

**21.5%**

7 Day on 6/4/2022



Percent Positivity Rate -7 day



## WebIZ Data (2022-06-03)

People partially  
vaccinated

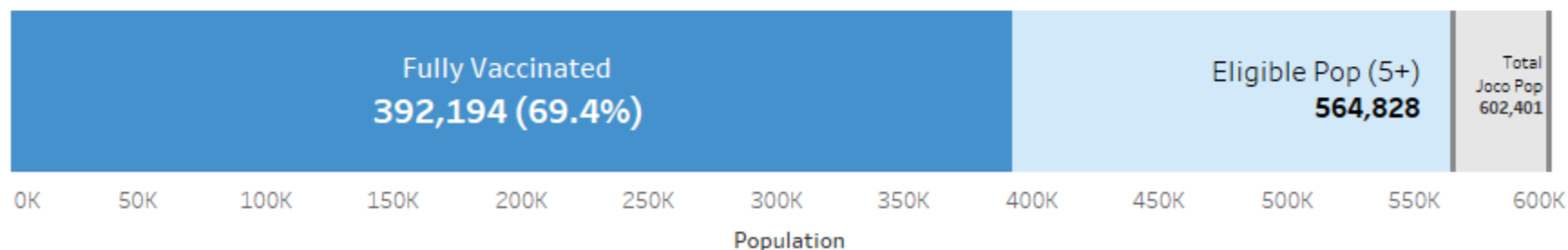
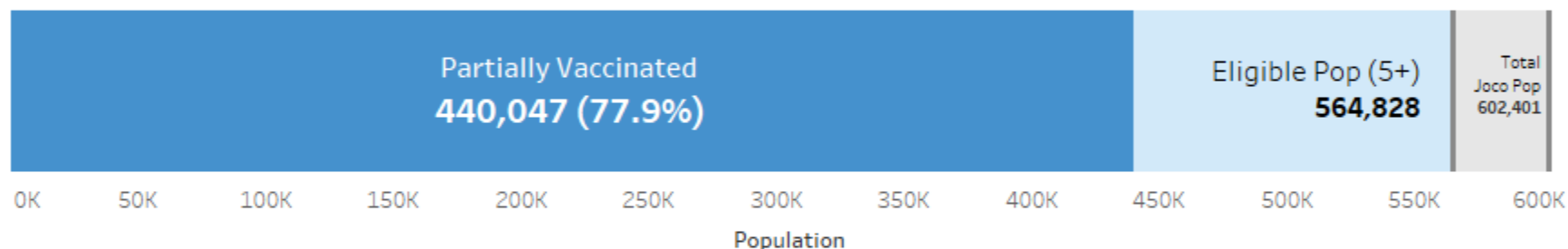
**440,047**

People fully  
vaccinated

**392,194**

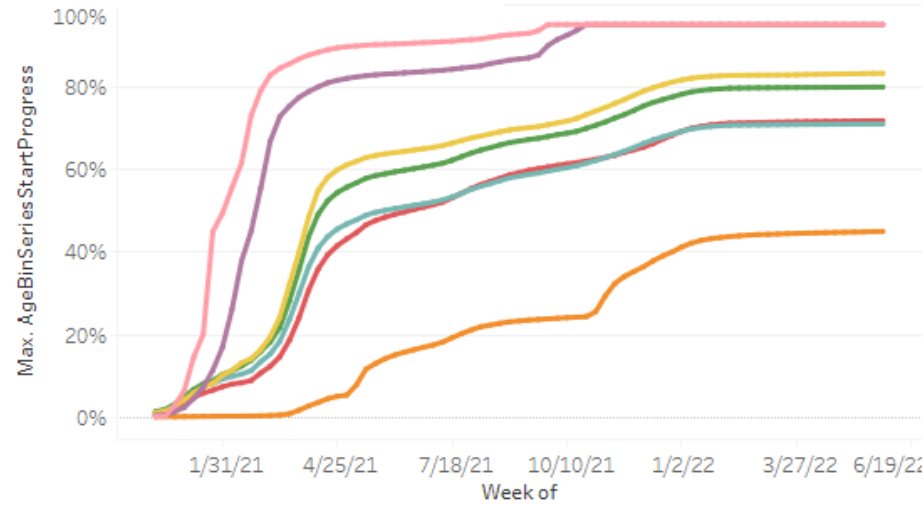
Total doses  
administered

**1,048,151**



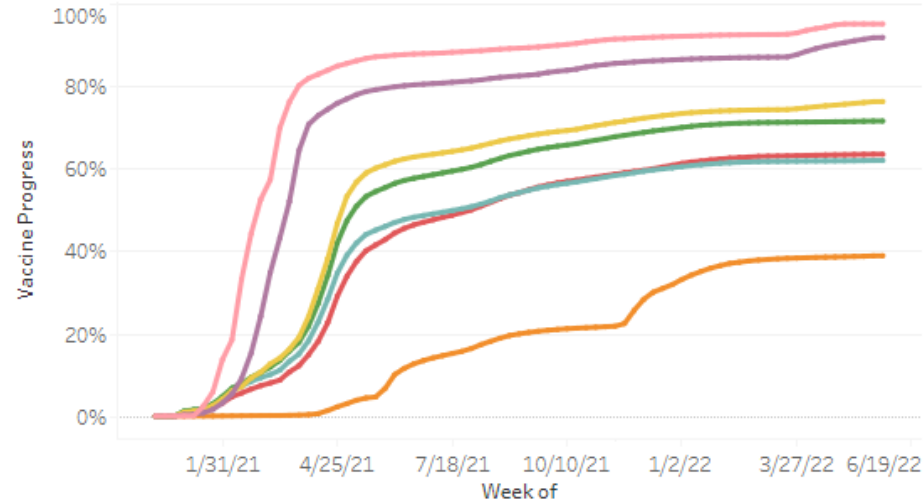
# WebIZ Data (2022-06-03)

Partially Vaccinated



Age Group	Percent Vaccinated	Additional Dose
80+	95.0%	69.7%
65-79	95.0%	64.8%
50-64	83.2%	41.2%
40-49	79.9%	34.3%
30-39	70.9%	26.4%
18-29	71.7%	21.7%
0-17	44.9%	8.2%

Fully Vaccinated



Age Group	Percent Vaccinated	Additional Dose
80+	95.0%	69.7%
65-79	91.7%	64.8%
50-64	76.2%	41.2%
40-49	71.5%	34.3%
30-39	61.9%	26.4%
18-29	63.4%	21.7%
0-17	38.8%	8.2%

Note: Rates capped at 95%.

# CDC Data

## Vaccinations in Johnson County, Kansas

People Vaccinated	At Least One Dose	Fully Vaccinated
Total	576,282	462,904
% of Total Population	95%	76.8%
Population ≥ 5 Years of Age	576,207	462,900
% of Population ≥ 5 Years of Age	95%	82%
Population ≥ 12 Years of Age	544,402	437,062
% of Population ≥ 12 Years of Age	95%	86%
Population ≥ 18 Years of Age	499,313	398,596
% of Population ≥ 18 Years of Age	95%	87.1%
Population ≥ 65 Years of Age	128,055	99,254
% of Population ≥ 65 Years of Age	95%	95%

# CDC Data

## People with a First Booster Dose †

	Boosters
Total	200,565
% of Fully Vaccinated Population with a First Booster Dose	43.3%
Fully Vaccinated Population ≥ 12 Years of Age with a First Booster Dose	199,822
% of Fully Vaccinated Population ≥ 12 Years of Age with a First Booster Dose	45.7%
Fully Vaccinated Population ≥ 18 Years of Age with a First Booster Dose	187,982
% of Fully Vaccinated Population ≥ 18 Years of Age with a First Booster Dose	47.2%
Fully Vaccinated Population ≥ 65 Years of Age with a First Booster Dose	59,263
% of Fully Vaccinated Population ≥ 65 Years of Age with a First Booster Dose	59.7%

# Summary

- Cases are up; virus is circulating
- Hospitalizations - modest increase; and deaths have been stable
- Get up to date with your vaccination
- Older and immunocompromised residents should take preventive steps - wear masks, avoid crowded environments, etc.