

Public Building Commission Semi-Annual Financial Presentation

Becky Jones, Deputy Director
Financial Management & Administration
August 4, 2022



Johnson County, Kansas
Public Building Commission
Statement of Net Position (Unaudited)
June 30, 2022

ASSETS

Deposits including investments	\$	27,622,610
Receivables		
<i>(net of allowance for uncollectibles):</i>		3,491
Capital assets:		
Land		1,461,266
Buildings		497,997,150
Improvements		7,559,461
Machinery and Equipment		3,168,465
Construction in progress		19,692,306
Less accumulated depreciation		<u>(101,515,222)</u>
TOTAL ASSETS		<u><u>455,989,527</u></u>

LIABILITIES

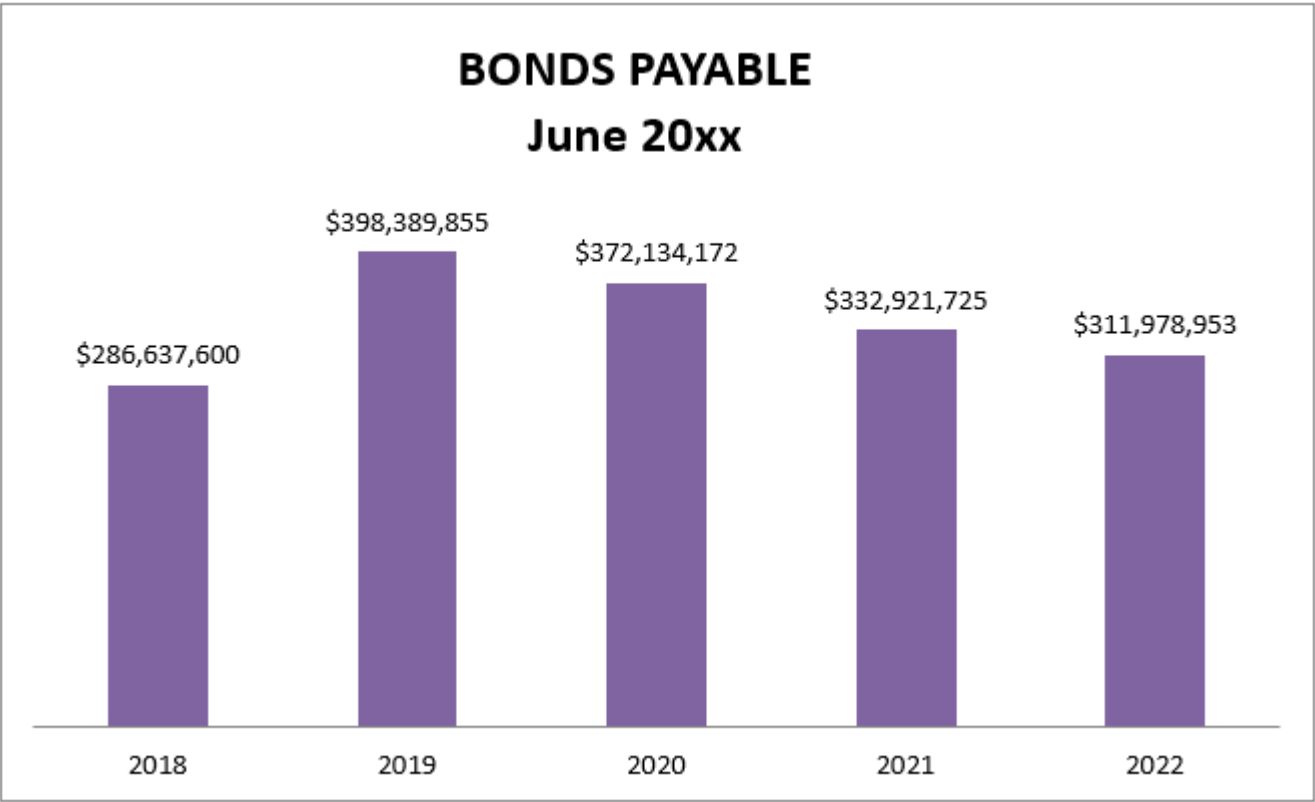
Interest payable		3,875,920
Due to other funds		4,626,000
Bonds, capital leases, and other payables		<u>311,512,948</u>
TOTAL LIABILITIES		<u><u>320,014,868</u></u>

DEFERRED INFLOWS OF RESOURCES

466,005

NET POSITION

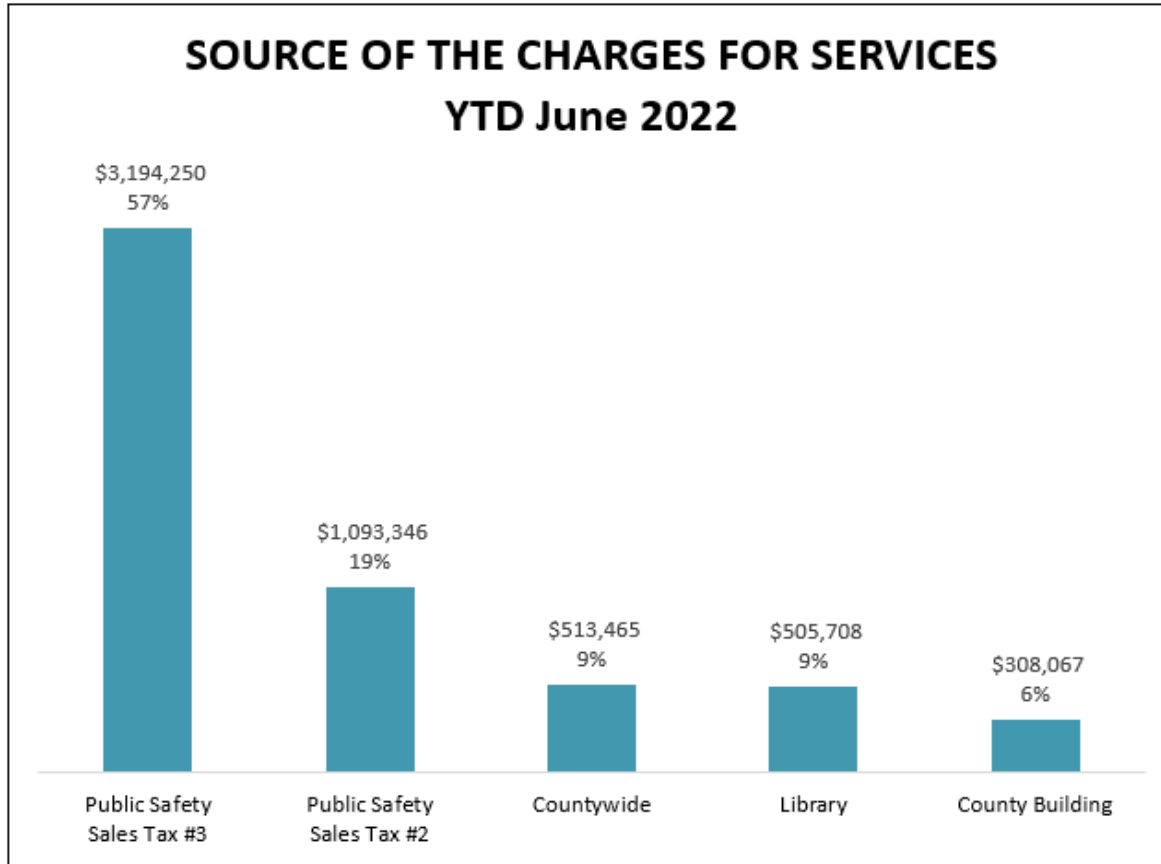
Net investment in capital assets		135,505,436
Restricted for Capital Projects		3,218
Unrestricted		-
TOTAL NET POSITION	\$	<u><u>135,508,654</u></u>

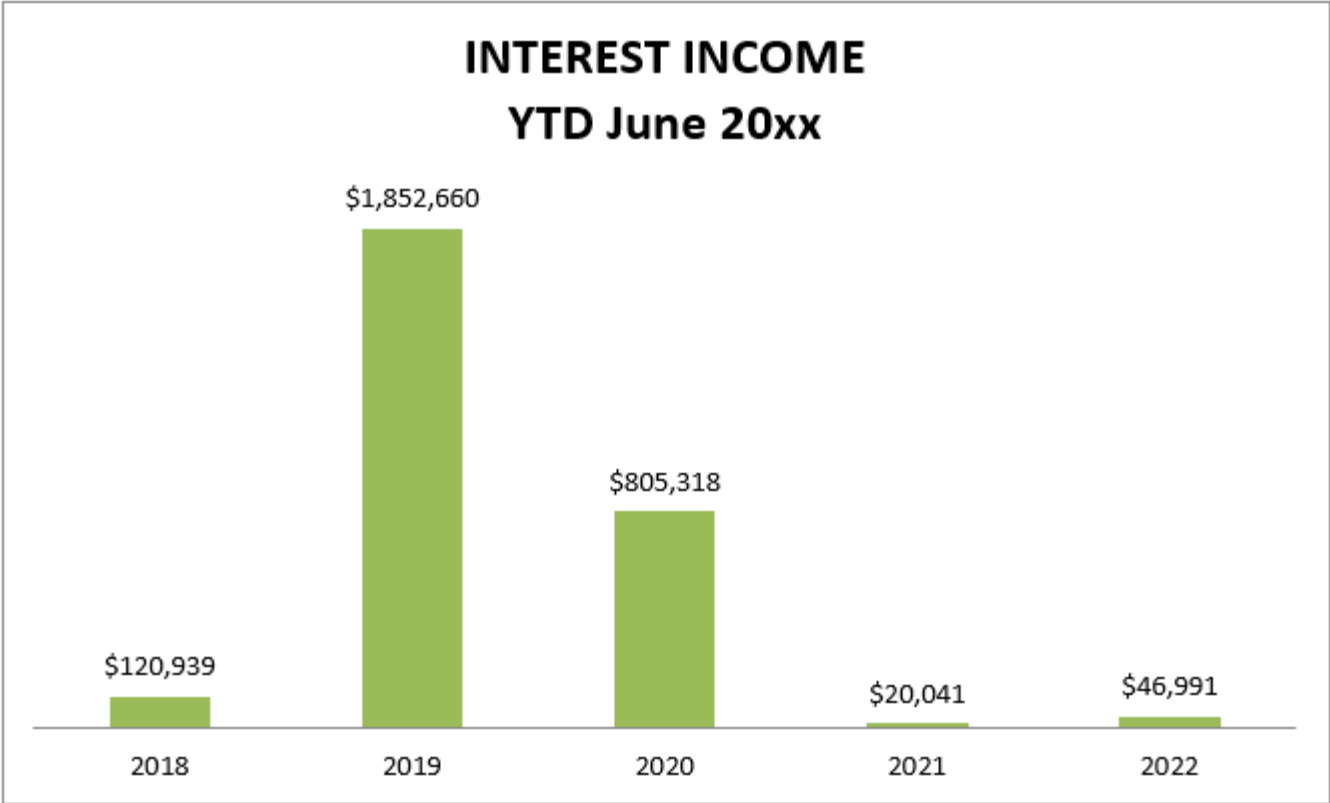


Public Building Commission
Statement of Revenues, Expenses, and
Changes in Fund Net Position (Unaudited)
For the Six Months Ended June 30, 2022

Operating revenues:	
Charges for services	\$ 5,617,855
Total operating revenues	5,617,855
Operating expenses:	
Depreciation	6,732,966
Total operating expenses	6,732,966
Operating income (loss)	(1,115,111)
Nonoperating revenues (expenses):	
Interest income	46,991
Interest expense	(5,742,766)
Other	(14,250)
Total nonoperating revenues (expenses)	(5,710,025)
Income (loss)	(6,825,136)
Change in net position	(6,825,136)
Total net position - beginning	142,333,790
Total net position - ending	\$ 135,508,654

SOURCE OF THE CHARGES FOR SERVICES YTD June 2022





INTEREST EXPENSE YTD June 20xx

