

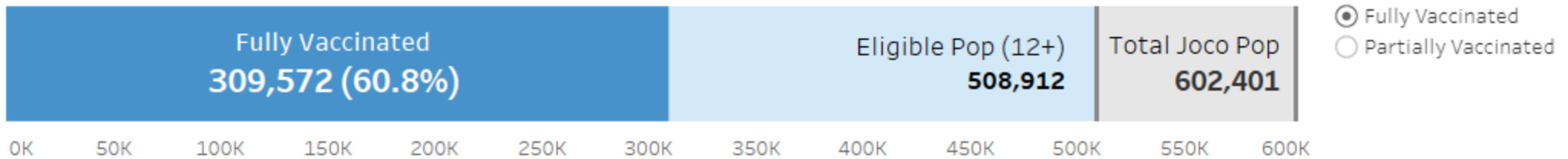
COVID-19 and Vaccination: Johnson County Update

September 9, 2021

Charlie Hunt, MPH, Deputy Director

Key Community Metrics

Vaccination Progress



66.0% of eligible people are at least **partially vaccinated**. 60.8% of eligible people are **fully vaccinated**.

Key Community Metrics (New/In Progress)

Current Key Community Metric Levels

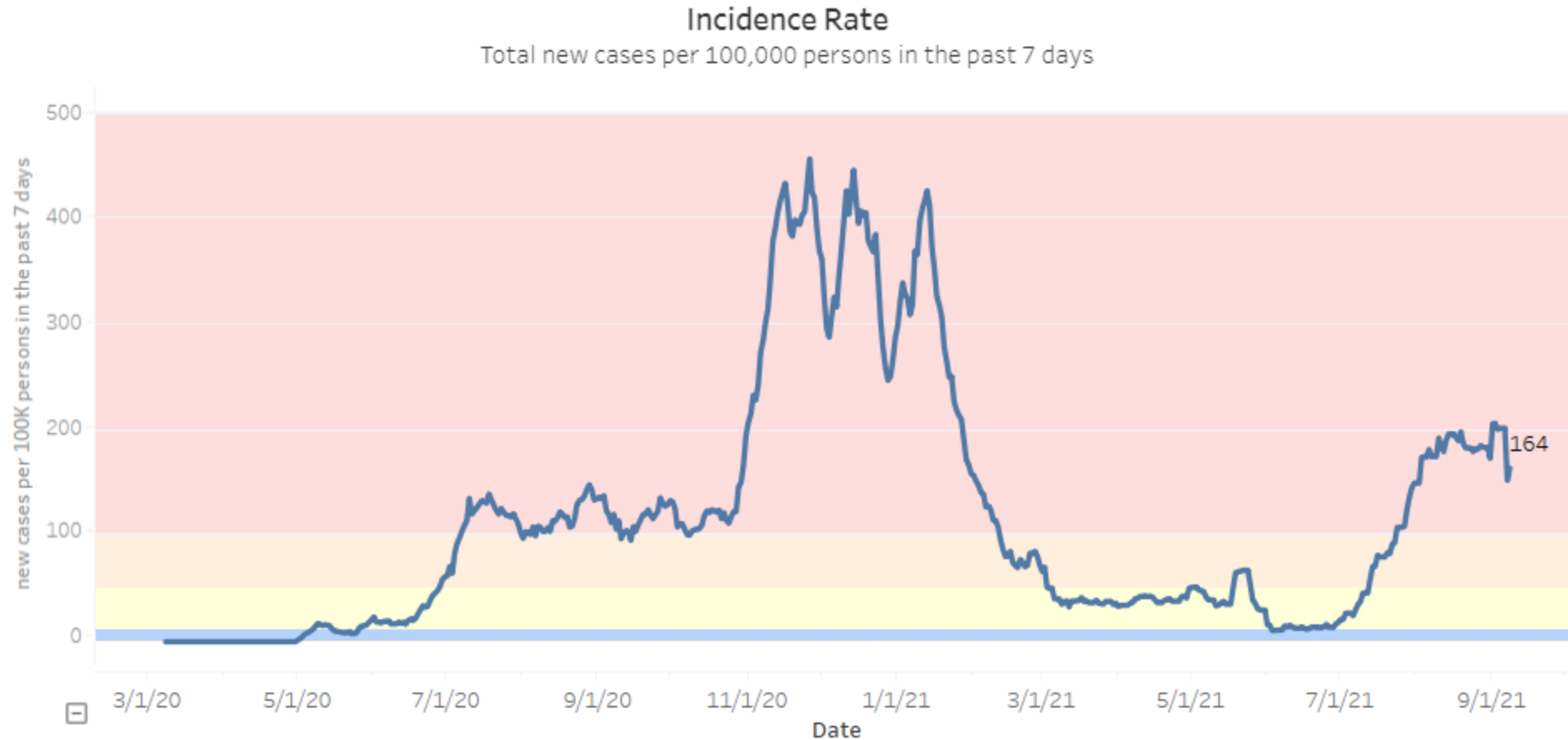
Community Risk	Incidence Rate	Percent Positivity
High	164 <small>new cases per 100,000 persons in the past 7 days</small>	5.8% <small>7 Day on 9/5/2021</small>

Key Community Metric Level Descriptions

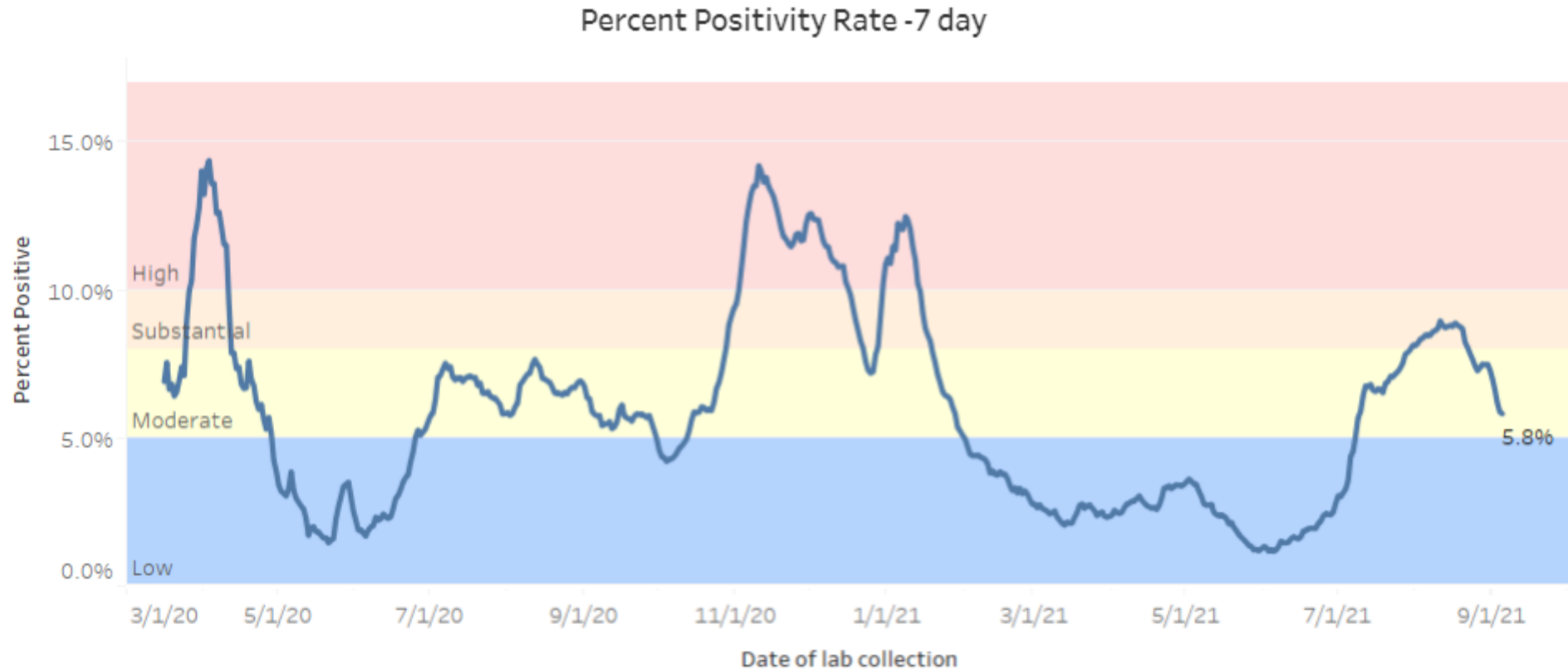
The higher or more severe rate will be the primary metric used to determine phase when there are differences. These indicators adopted from the CDC Level of Community Transmission webpage at https://covid.cdc.gov/covid-data-tracker/#cases_community.

Type	Low	Moderate	Substantial	High
Percent Positive (Percentage of NAATs1 that are positive during th..)	0-4.99%	5-7.99%	8-9.99%	>=10.0%
Incidence Rate (Total new cases per 100,000 persons in the pa..)	0-9.99	10-49.99	50-99.99	>=100

Key Community Metrics (New/In Progress)

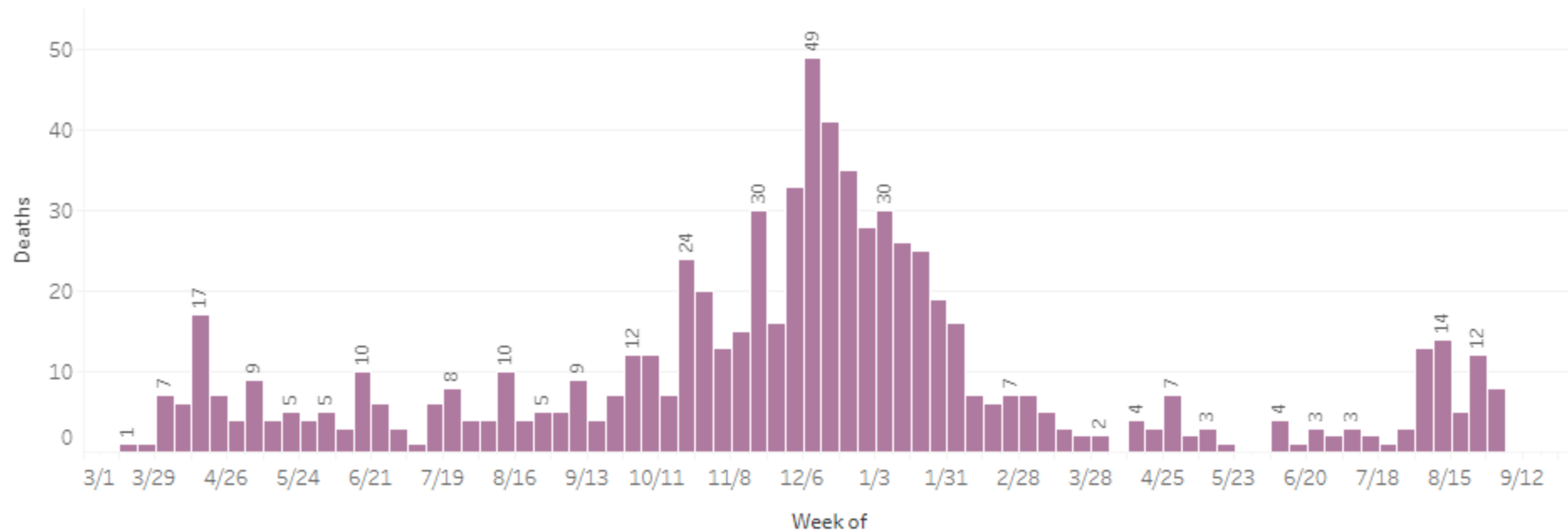


Key Community Metrics (New/In Progress)



Deaths

Deaths by week



Data reflect the number of deaths that are due to COVID-19. Deaths are included in this graph when the physician or Medical Examiner certifies the death as being caused by COVID-19.

Key Updates

- U.S. cases rising among children (American Academy of Pediatrics)
 - >250,000 cases reported (week ending 09/02/2021)
 - 26.8% of all cases reported (week ending 09/02/2021)
- Johnson County
 - Overall, incidence of new cases declining
 - High numbers of cases in schools
 - Hospitals reporting steady or declining new admissions

Key Updates (Continued)

- Booster dose planning
 - U.S. FDA Vaccines and Related Biological Products Advisory Committee to meet 09/17/2021
 - Tentatively planning on launch the week of 09/20/2021
 - Those not yet vaccinated will remain high priority
- Community clinics ongoing
 - Three additional clinics scheduled September
 - Future requests will be assessed in terms of staff availability as we begin to prepare for possible booster vaccines
 - Also providing vaccinations at JCDHE office clinics

Supplemental Slides

WebIZ Data (2021-09-08)

People partially
vaccinated

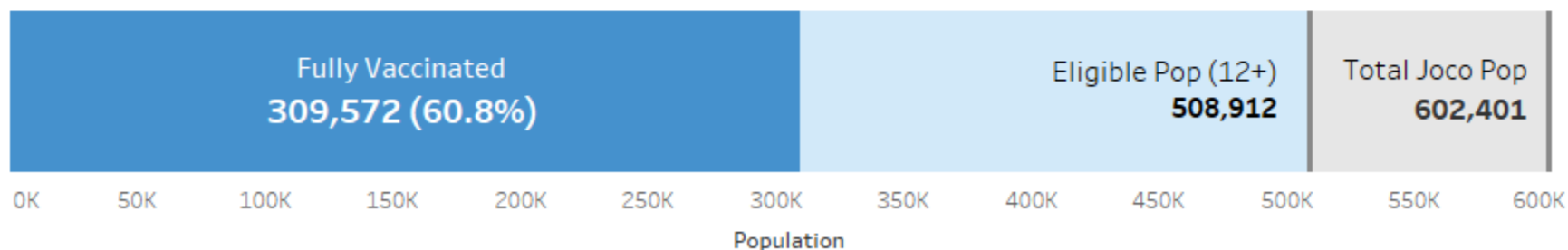
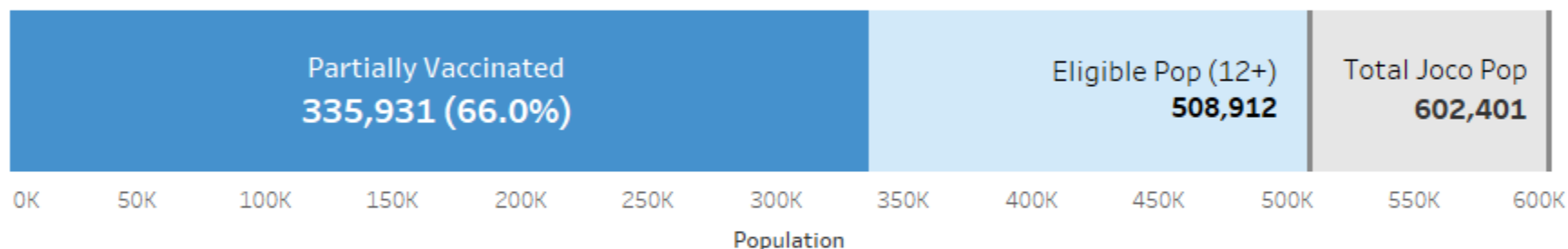
335,931

People fully
vaccinated

309,572

Total doses
administered

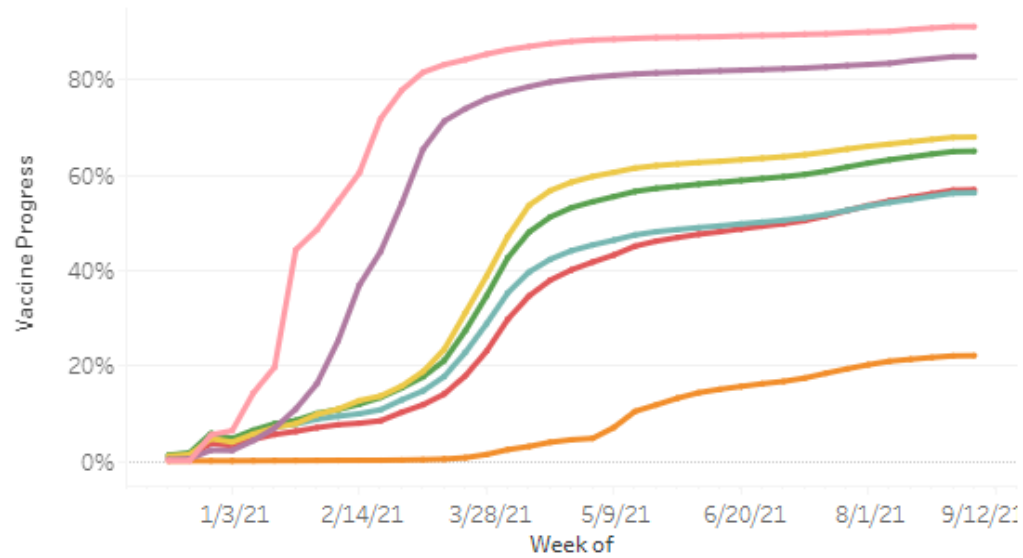
649,121



66.0% of eligible people are at least **partially vaccinated**. **60.8%** of eligible people are **fully vaccinated**.

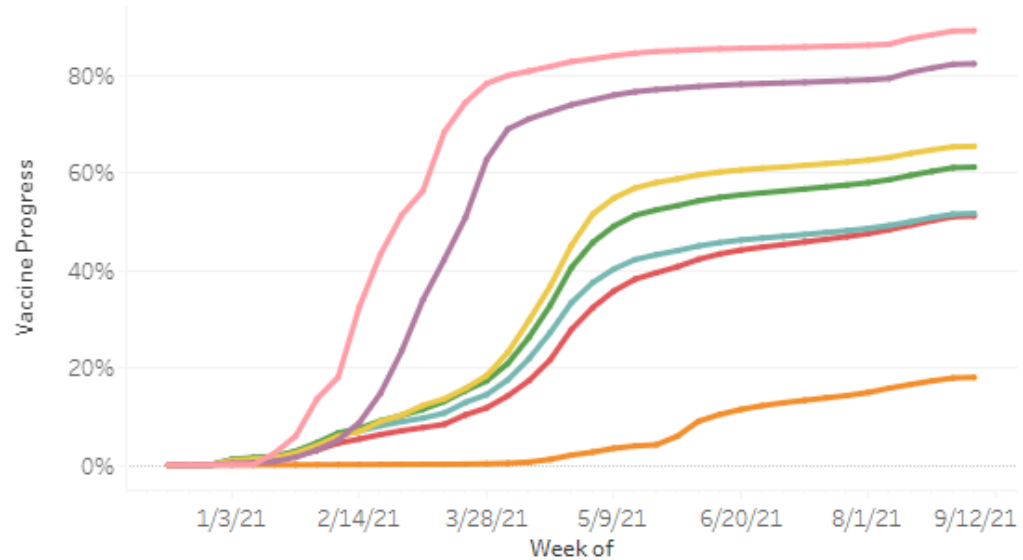
WebIZ Data (2021-09-08)

Partially Vaccinated



Age Group	Percent Vaccinated
80+	90.8%
65-79	84.6%
50-64	67.8%
40-49	64.8%
30-39	56.1%
18-29	56.7%
0-17	22.0%

Fully Vaccinated



Age Group	Percent Vaccinated
80+	89.0%
65-79	82.2%
50-64	65.3%
40-49	61.0%
30-39	51.5%
18-29	51.0%
0-17	17.9%

CDC Data

Vaccinations in Johnson County, Kansas

Percent of Kansas's fully vaccinated recipients with valid county of residence: **93.6%**
States with lower percentages for valid county of residence should be interpreted with caution.

People Vaccinated	At Least One Dose	Fully Vaccinated
Total	433,415	371,474
% of Total Population	71.9%	61.7%
Population ≥ 12 Years of Age	433,390	371,468
% of Population ≥ 12 Years of Age	85.2%	73.1%
Population ≥ 18 Years of Age	397,407	342,776
% of Population ≥ 18 Years of Age	86.9%	74.9%
Population ≥ 65 Years of Age	103,330	86,383
% of Population ≥ 65 Years of Age	99.9%	95.4%

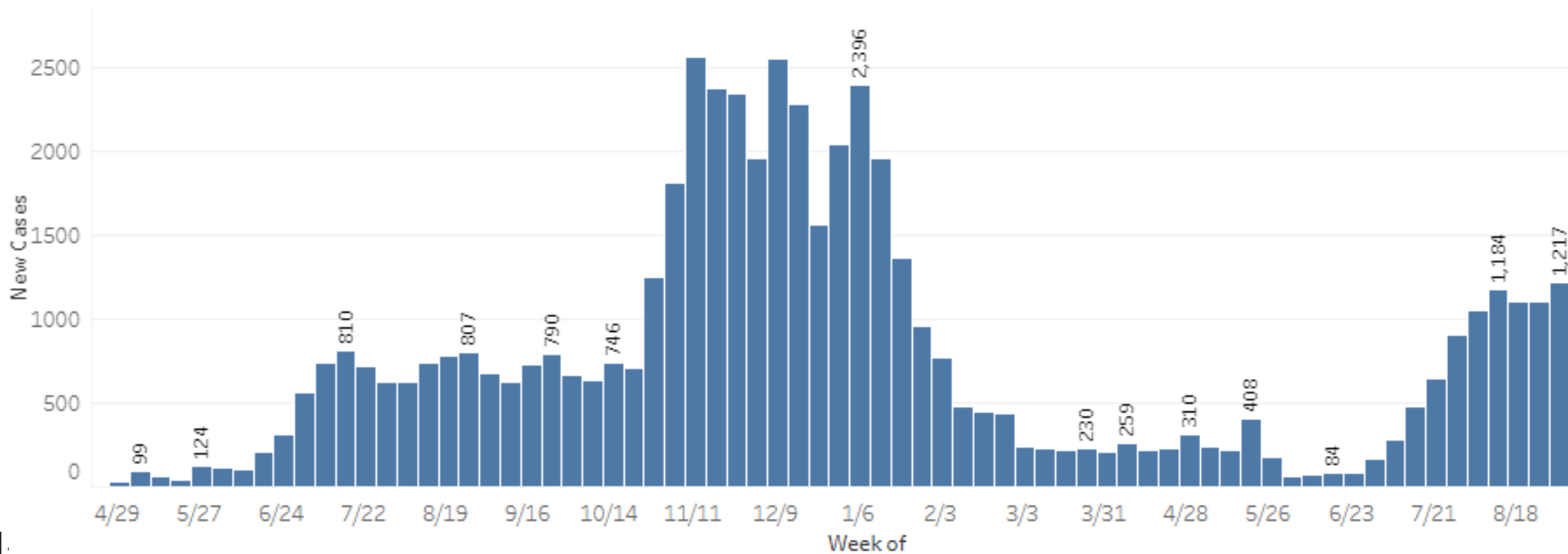
General Update - Cumulative

- Total number of confirmed cases: **55,385**
- Total number of cases *last 14 days*: **2,143**
- Total negative results: **294,115**
- Total number of individuals tested: **349,500**

- Total number of deaths: **743**
 - LTCF deaths: 412
(55% of total deaths)
 - Non-LTCF deaths: 331
(45% of total deaths)
- Presumed Recovered: **50,427**

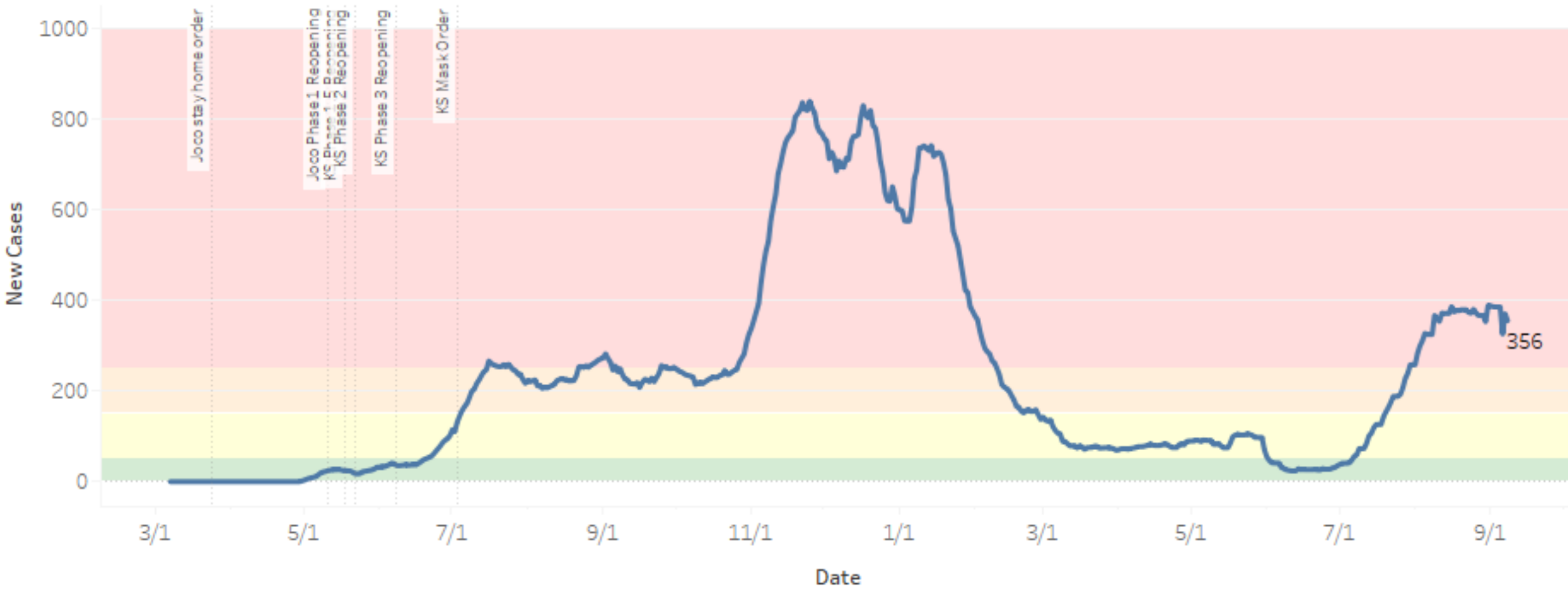
General Update - Key Metrics

- Number of Cases in the past two weeks:
 - Week of 8/22: 1,108 (158/day)
 - Week of 8/29: 1,217 (174/day)
- Incidence Rate: 356/100k persons (prior 14 days)
- Percent Positivity: 7.6%



Incidence Rate

new cases/100k person over prior 2 weeks



Percent Positivity Rate (14-Day)

